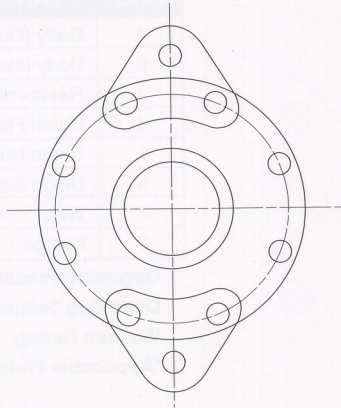
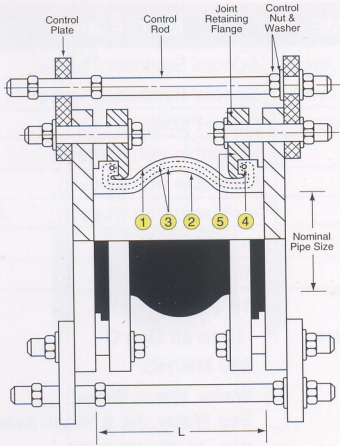




AFA[®]

STYLE 99 SSHDC STANDARD NEUTRAL LENGTH – 125MM


SINGLE SPHERE FLANGE – CONTROL ROD UNIT



| S/NO | PART NAME | MATERIAL |
|------|--------------------|--------------------------|
| 1 | Body (Outer Layer) | Special Synthetic Rubber |
| 2 | Body (Inner Layer) | Special Synthetic Rubber |
| 3 | Reinforcing Fabric | Nylon Fabric |
| 4 | Wire | Hard Steel Wire |
| 5 | Flange | Mild Steel (Galv'd) |

Operating Pressure : 20 Bar
Operating Temperature : -10 to 80 Deg C
Vacuum Rating : 700 MM/HG
***Applicable Fluids** : Water, Warm Water, Sea Water, Air & Weak Acid
Flanges Standard : DIN, ANSI, JIS & BS

| NOMINAL PIPE SIZE | | NEUTRAL LENGTH L | AXIAL COMPRESSION | AXIAL ELONGATION | LATERAL DEFLECTION | ANGULAR DEFLECTION |
|-------------------|-------|------------------|-------------------|------------------|--------------------|--------------------|
| MM | INS | MM | MM | MM | + OR - MM | + OR - DEG |
| 32 | 1 1/4 | 125 | 12 | 10 | 12 | 15 |
| 40 | 1 1/2 | 125 | 12 | 10 | 12 | 15 |
| 50 | 2 | 125 | 12 | 10 | 12 | 15 |
| 65 | 2 1/2 | 125 | 12 | 10 | 12 | 15 |
| 80 | 3 | 125 | 12 | 10 | 12 | 15 |
| 100 | 4 | 125 | 12 | 10 | 12 | 15 |
| 125 | 5 | 125 | 12 | 10 | 12 | 15 |
| 150 | 6 | 125 | 12 | 10 | 12 | 15 |
| 200 | 8 | 125 | 12 | 10 | 12 | 15 |
| 250 | 10 | 125 | 12 | 10 | 12 | 15 |
| 300 | 12 | 125 | 12 | 10 | 12 | 15 |

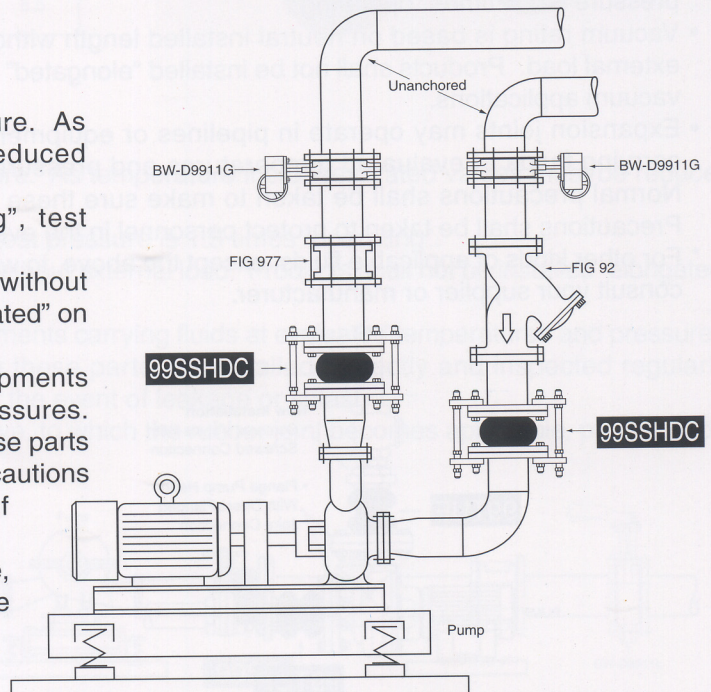


OPERATING TEMPERATURE AGAINST OPERATING PRESSURE

| OPERATING TEMPERATURE °C | AMBIENT | 50 | 60 | 70 | 80 |
|----------------------------------|---------|----|------|----|-----|
| MAXIMUM OPERATING PRESSURE (BAR) | 20 | 15 | 12.4 | 10 | 7.5 |

NOTES

- Higher temperatures affect movement and pressure. As temperature increases, rated values must be reduced accordingly.
- Pressures shown are recommended "operating", test pressure is 1.5 times "operating".
- Vacuum rating is based on neutral installed length without external load. Products shall not be installed "elongated" on vacuum applications.
- Expansion joints may operate in pipelines or equipments carrying fluids at evaluated temperatures and pressures. Normal precautions shall be taken to make sure these parts are installed correctly and inspected regularly. Precautions shall be taken to protect personnel in the event of leakage or splash.
- * For other kinds of applicable fluids, except the above, to which the rubber joint becomes applicable, please kindly consult your supplier or manufacturer.



A New Era In Total Solution